

Product range

Series 3

Pitch 50 mm (2 in)



siegling prolink
modular belts

Prolink Beltfinder



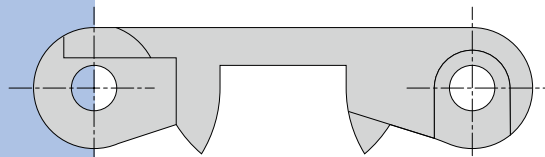
The easy way
to find the
right plastic
modular belt
for your
conveyor.

m.prolink-finder.com

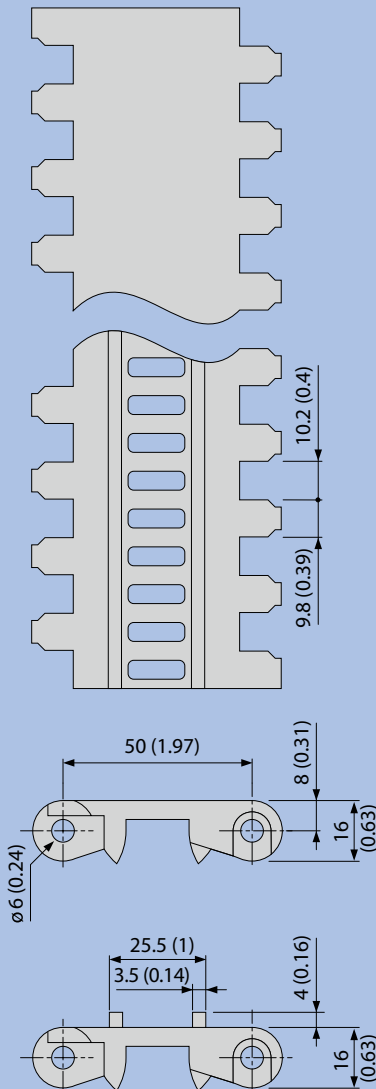
Siegling Prolink

Series 3

Straight running,
pitch 50 mm (2 in)*



Scale 1:1



50 mm (2 in)* pitch straight running belt for medium-duty food applications.

Design characteristics

- hinges that open wide, combined with smooth, flat channels on the underside provides an easy-to-clean belt design
- open egde design for unhindered drainage

Special features

- open version for excellent air circulation and drainage
- lateral ribs for small inclines and gentle conveying of delicate products
- open lateral rib version for excellent air circulation and drainage
- profiles for inclines
- side guards for retention of bulk products

Pitch

50 mm (2 in)

Belt width min.

40 mm (1.6 in)

Width increments

In increments of 20 mm (0.8 in)

Hinge pins

Made of plastic (PE, PP, POM), as a special type made also in blue or stainless steel

Declaration of compliances/Certificates

See fold-out page

Drum motor

Power transmission using drum motors with rubber coating and profiles applied is possible. Please enquire.

Belt types

S3-0 FLT

Closed, smooth surface

S3-16 FLT

Open (16%), smooth surface

S3-0 LRB


Closed surface with lateral ribs for better grip in inclined conveying

S3-16 LRB

Open (16%) surface and lateral ribbing for better grip in inclined conveying

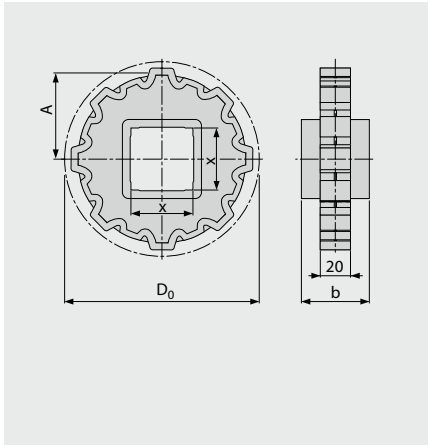
Key dimensions in mm and inches (in), scale 1:2.

* All imperial dimensions (inches) are rounded off.



Materials	Colours	Open area [%]	Allowable belt pull [N/mm (lb/ft)]	Weight [kg/m ² (lb/ft ²)]
PE	WT	0	6 (411)	7.5 (1.5)
PP	WT, BL	0	12 (822)	7.1 (1.5)
POM		0	16 (1096)	10.1 (2.1)
PE	WT	16	6 (411)	7.3 (1.5)
PP		16	12 (822)	6.5 (1.3)
POM		16	16 (1096)	9.5 (1.9)
PE		0	6 (411)	7.6 (1.6)
PP		0	12 (822)	7.2 (1.5)
POM		0	16 (1096)	10.3 (2.1)
PE		16	6 (411)	7.4 (1.5)
PP		16	12 (822)	6.6 (1.4)
POM		16	16 (1096)	9.7 (2.0)

Sprockets



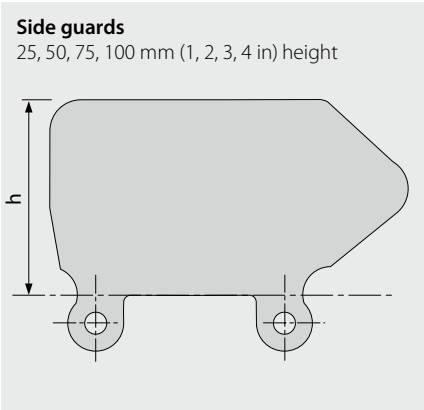
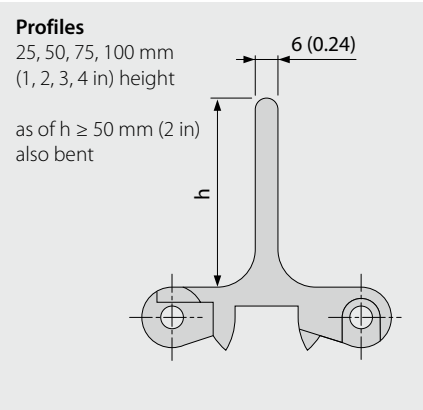
Sprocket size	Z6	Z8	Z10	Z12	Z16
b [mm]	40	40	40	40	40
b [in]	(1.6)	(1.6)	(1.6)	(1.6)	(1.6)
D ₀ [mm]	100	131	162	193	256
D ₀ [in]	(3.9)	(5.2)	(6.4)	(7.6)	(10.0)
A [mm]	42	57	73	89	120
A [in]	(1.7)	(2.2)	(2.9)	(3.5)	(4.7)
x [mm] (sprocket bore metric)					
25			●		
30	●	●	●		
40	■	■	■	■	■
60		■	■	■	■
80				■	■
x [in] (sprocket bore imperial)					
1	●	●	●		
1.5	■	■	■	■	
2.5				■	■

- Sprocket bore round
- Sprocket bore square

- b Sprocket width
- D₀ Pitch circle diameter
- A Distance centre of sprocket bore/top edge support

The abbreviations and type key are explained on the fold-out page at the back.

Profile and side guard designs



Type key*

Series ①									
Open area/Sprocket size ②									
Surface pattern ③									
Type ④									
Style ⑤									
Material ⑥									
Colour ⑦									
Height/Diameter/Bore size and style ⑧									
Length/Width ⑨									
Cap material and colour ⑥ ⑦									
S2 -	Z20		SPR		POM	WT	RD1.5IN		
S4.1 -	0	FLT			PP	BL			
S5 -	45	GRT	SML	SG	POM	WT	H50	W38	
S11 -	45	GRT	CW	HD	PA	BL			(POM BL/WT)

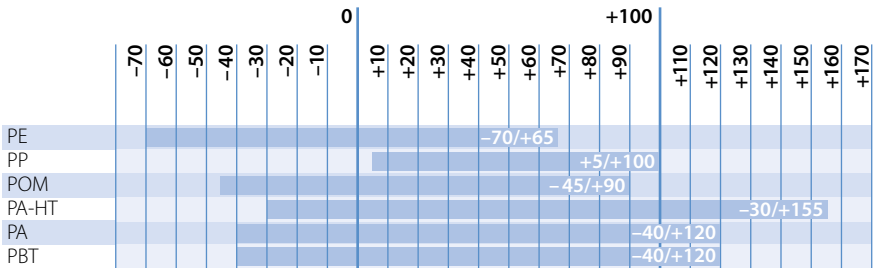
Legend

① Series S1 ... S13	④ Type A90 = Angle 90° to conveying direction CM = Centre module SML = Side module, left SMR = Side module, right SMU = Side module, universal/both sides UM = Universal module PMC = Profile module centre PMU = Profile module universal PMU = Profile module universal with indent xx = indent in mm lxx CLP = Clip IDL = Idler RI = High Grip insert SG = Module with sideguard PIN = Coupling rod FPL = Finger plate SLI = Slider SPR = Sprocket RTR = Retaining ring TPL = Turning panel, left TPR = Turning panel, right CW = Clockwise CCW = Counterclockwise	⑥ Material PA = Polyamide PA-HT = Polyamide high temperature PBT = Polybutylenterephthalate PE = Polyethylene PE-MD = PE metal detectable POM = Polyoxymethylene (Polyacetal) POM-CR = POM cut resistant POM-HC = POM highly conductive POM-MD = POM metal detectable PP = Polypropylene PXX-HC = Self-extinguishing highly conductive material POM-PE = POM side modules + PE centre modules POM-PP = POM side modules + PP centre modules R1 = TPE 80 Shore A, PP R2 = EPDM 80 Shore A, vulcanised R3 = TPE 70 Shore A, PP R4 = TPE 86 Shore A, PP R5 = TPE 52 Shore A, PP R6 = TPE 63 Shore A, POM R7 = TPE 50 Shore A, PP R8 = TPE 55 Shore A, PE SER = Self-extinguishing TPE SS = Stainless steel HA = Supports the HACCP concept HW = High Wear resistant material	⑦ Colour** AT = Anthracite BL = Blue BG = Beige BK = Black DB = Dark blue GN = Green LB = Light blue LG = Light grey OR = Orange RE = Red TR = Transparent UC = Uncoloured WT = White YL = Yellow
② Open area/Sprocket size Percentage open area Format: xx E.g. 20 = 20% For sprockets: number of teeth Format: "Z"xx E.g. Z12 = 12 teeth	⑤ Style BT = Bearing tap G = Guided RG = Reversed guided SG = Side guard ST = Strong (S5) DR = Double row sprocket SP = Split sprocket F1, F2, = Collapse factor F3 ... modules HD = Hold Down	⑧ Height/Diameter/Bore size and style Height in mm Format: Hxxx Pin diameter in mm Format: Dxxx Bore size: SQ (= square) or RD (= round) either in mm or inches Format: SQxxMM or RDxxIN	⑨ Length/Width Pins Length in mm Format: Lxxx Module width in mm Format: Wxxx

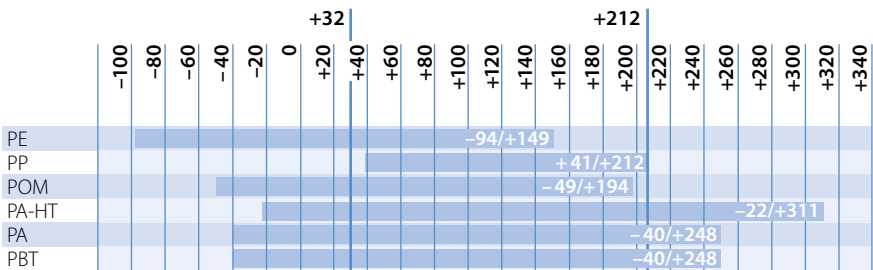
* Not every product requires all characteristics (within the designation). If there is an irrelevant characteristic, this category will be ignored and replaced by the following one.

** Please refer to the table of types for each series' standard colours. A number of other colours are available on request. Colours can vary from the original due to the print, production processes or material used.

Temperature ranges in °C



Temperature ranges in °F



HACCP types

Series 4.1, 6.1, 10 and 13 in particular support your HACCP concept with a number of hygiene-friendly characteristics. These features include:

Easy-to-clean design

- with wide channels underneath the module

Excellent resistance to hydrolysis

- resistant to hot water, cleaning agents and disinfectants

Good release properties

- beneficial when manufacturing adhesive foodstuffs (minimal product wastage)
- product residue is easy to remove
- easy-to-clean hinge design

Blue a strong colour contrast

- soiling is easier to identify
- suitable for usage in optical sorters
- reduces light reflection, making working conditions better

Declaration of compliances/ Certificates

FDA/EU

Siegling Prolink modular belts made of PE, PP, POM and PA comply with FDA 21 CFR as well as the (EU) 10/2011 and (EC) 1935/2004 regulations regarding the raw materials used and the migration thresholds.

Halal

All Siegling POM Prolink modular belts are certified as being compliant with the Halal regulations by IFRC Asia (member of the World Halal Council).

Friction top

Siegling Prolink modular belts made of PE with Friction top material R7 and of PP with Friction top material R8 comply with FDA 21 CFR as well as the (EU) 10/2011 and (EC) 1935/2004 regulations regarding the raw materials used and the migration thresholds with the exception of contact to oily and fatty foodstuff.

Materials

PE (Polyethylene)

- very good chemical resistance to acids and alkalis
- very good release properties due to low surface tension
- good friction and abrasion behaviour
- extremely tough
- low specific weight

PP (Polypropylene)

- standard material for normal conveying applications
- quite strong and stiff
- good dynamic capacity
- highly resistant to acids, alkalis, salts, alcohols
- low specific weight
- no risk of stress cracks forming

POM (Polyoxymethylene/Polyacetal)

- very dimensionally stable
- very strong and stiff
- high chemical resistance to organic solvents
- lower drag
- very durable material
- hard, incision-resistant surface

POM-CR (POM cut resistant)

- highly resistant to impact and incision
- easy to clean
- minimal ridge formation
- low risk of material delamination

POM-HC (POM highly conductive)

- highly conductive material
- surface resistivity < 10⁶ Ω (according to specification)
- very strong and stiff
- very good friction and abrasion properties

POM-MD (POM metal detectable)

- material easily detected in metal detectors
- very strong and stiff
- very good tribological properties (friction and abrasion levels)

PA (Polyamide)

- good wear resistance in dry applications
- short-term temperature resistance up to 135 °C (275 °F)
- good fatigue resistance

PA-HT (Polyamide high temperature)

- material reinforced with fibre glass
- very high short-term temperature resistance up to 180 °C (356 °F)
- absorbs little water in humid environments
- very stiff
- durable

PXX-HC (self-extinguishing highly conductive material)

- flame retardant in line with DIN EN 13501-1 (C_{fl}-s1 and DIN 4102 (B1)
- surface resistivity < 10⁶ Ω
- specially for use in the automotive industry

PBT (Polybutylenterephthalate)

- good wear resistance
- very good abrasive resistance
- good strength and stiffness
- not recommend for use in hot water > 60 °C (140 °F)

Siegling – total belting solutions

Committed staff, quality-orientated organisation and production processes ensure the constantly high standards of our products and services. The Forbo Siegling Quality Management System is certified in accordance with ISO 9001.

In addition to product quality, environmental protection is an important corporate goal. Early on we also introduced an environmental management system, certified in accordance with ISO 14001.



Forbo Siegling service – anytime, anywhere

The Forbo Siegling Group employs more than 2,000 people. Our products are manufactured in nine production facilities across the world. You can find companies and agencies with warehouses and workshops in over 80 countries. Forbo Siegling service points are located in more than 300 places worldwide.